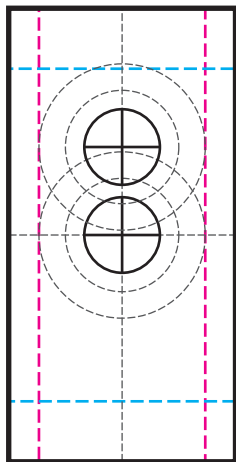


# 1590B Drill Template

(Mosfet/Unregulated)

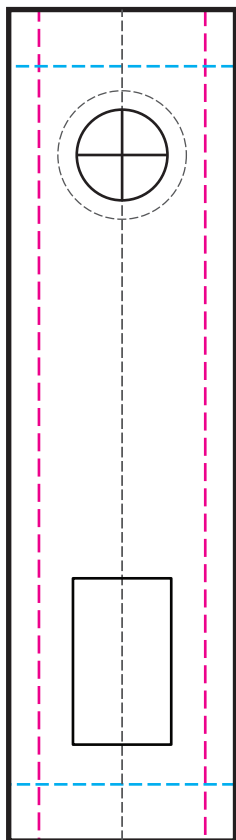
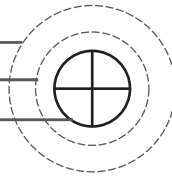
# ANALOG BOX MODS



## Top

### 510 Connector

- 22mm base
- 15mm nut
- 10mm drill hole



## Side

### Fire Button

- 17mm nut
- 12mm drill hole



### Voltmeter (optional)

- 13mm x 22mm

Cut inside the lines then use a file for fine tuning.



### --- screw post guides.

Align these cyan lines with the screw posts inside the box.

### --- lid guides.

Cut the template along one of the 2 magenta lines. Which one depends on which side your lid is on.

### ⊕ component reference.

These dashed lines are merely reference lines for various elements of the component. For example, the 510 connector's internal nut (to make sure it clears the screw post). These are **NOT** drill holes!

### ⊕ drill holes.

The solid lined circles with the crosshairs are the actual drill holes. Drill to the outside of these lines.

**i** If need be, search for "drill bit size chart" to find a conversion table of metric to imperial drill bit sizes. In most cases if you don't have the exact metric drill bit (I don't) you can use the closest (larger) imperial size, like 7/16" for the 510 connector which will give you a ~11mm hole.

1 inch

25mm



do NOT scale when printing!